



**National Soccer Coaches
Association of America**


Compensation Survey 2013

NCCAA Coaches


Education and Experience

- Total Coaches Responses: 11
 - Male: 10
 - Female: 1

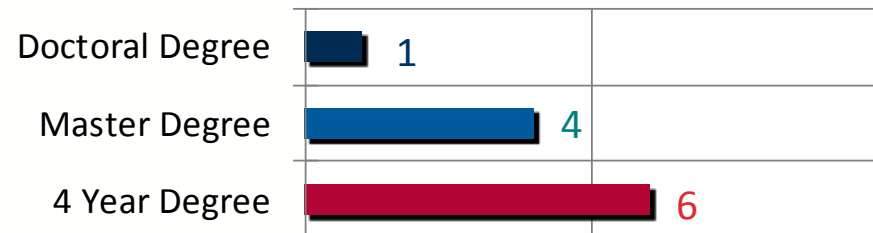
Coach Type



Highest Level of Playing Experience

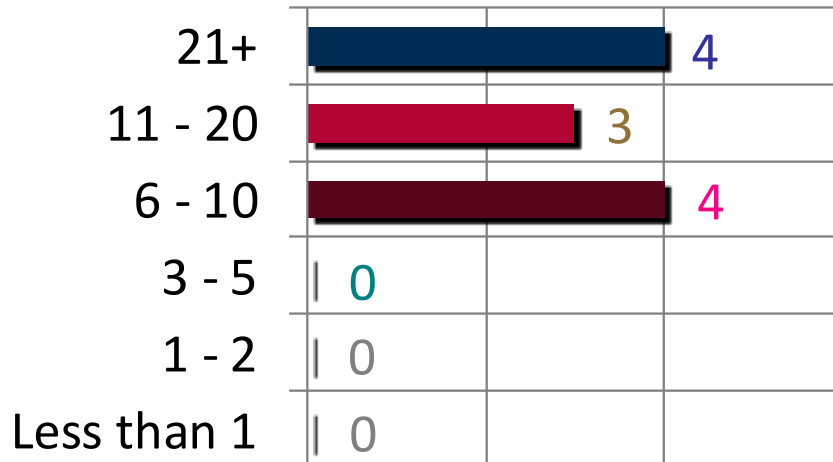


Highest Level of Education




Years as a Soccer Coach

Years as Soccer Coach

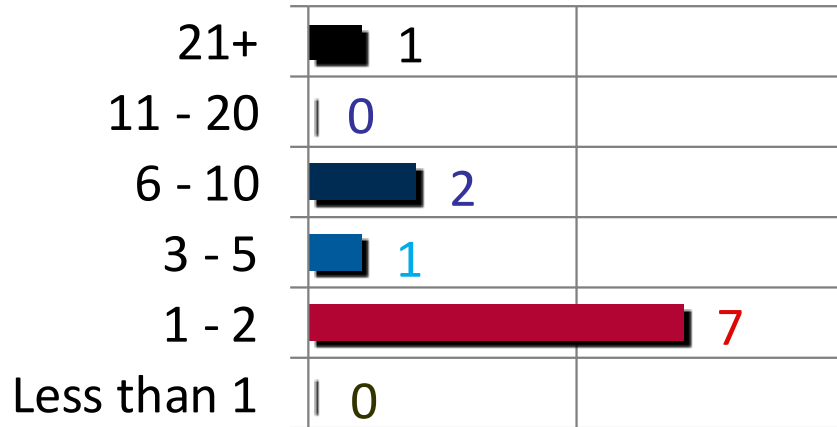


Years as a College Coach

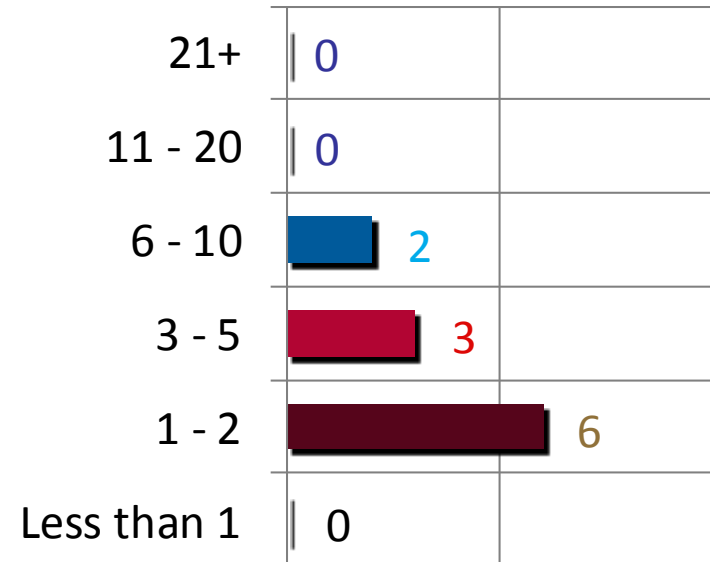


Years at Current School

Years at Current School

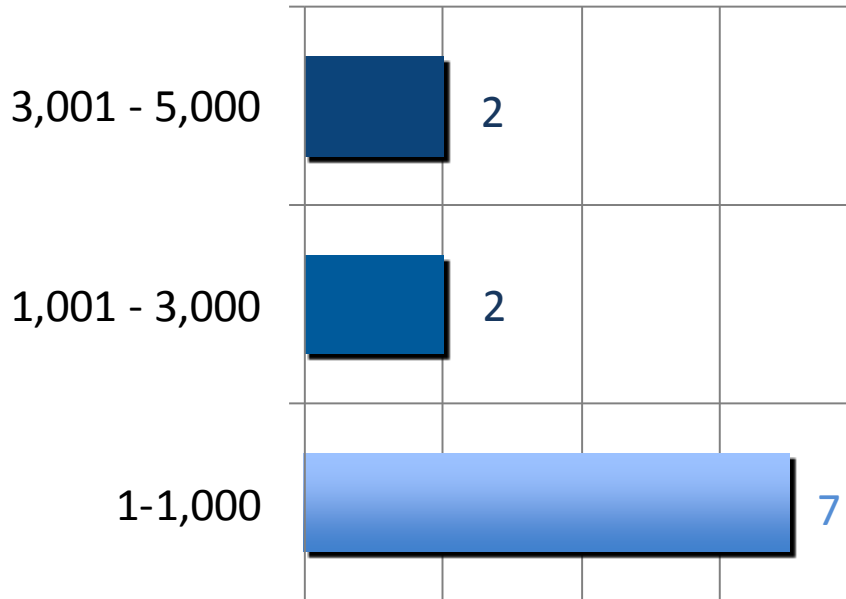


Years at Current Position

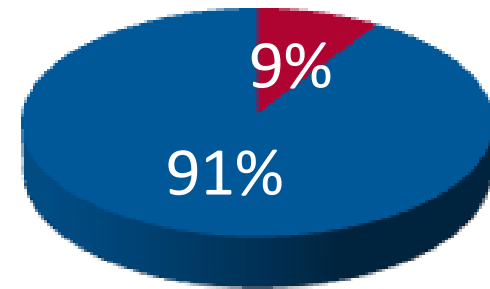


Schools

School Enrollment



Public or Private



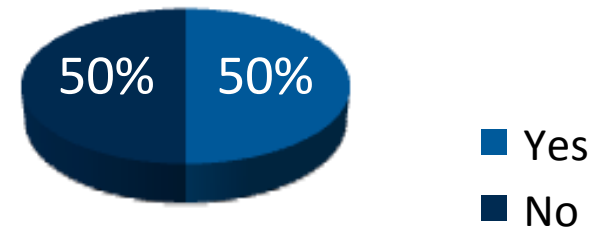
- Public
- Private







Income

- **Base Salary**
 - Range: (\$1-\$10,000) – (\$25,001-\$50,000)
 - Average: \$11,001 - \$27,500
- **Max Bonus Potential**
 - Range: \$0
 - Average: \$0
- **Additional School Earnings (Camps/Clinics)**
 - Range: \$0 – (\$5,001-\$10,000)
 - Average: \$500 - \$1,300

Coaching Primary Source of Income



Benefits and Expenses

	Benefits	
NSCAA Membership		7
Retirement		3
Health Insurance		3
Housing	0	
Meals		3
Automobile	0	

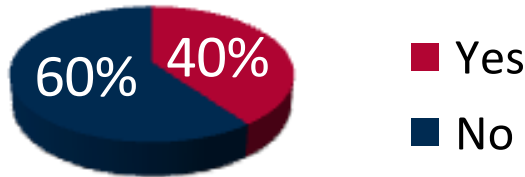
- **Non-Reimbursable Expenses**

- Range: \$0 - \$5,000
- Average: \$750



Secondary Coaching Position

Secondary Coaching...



- **Secondary Coaching Income**

- Range: (\$1-\$1,000) – (\$1,001-\$5,000)
- Average: \$251 - \$2,000

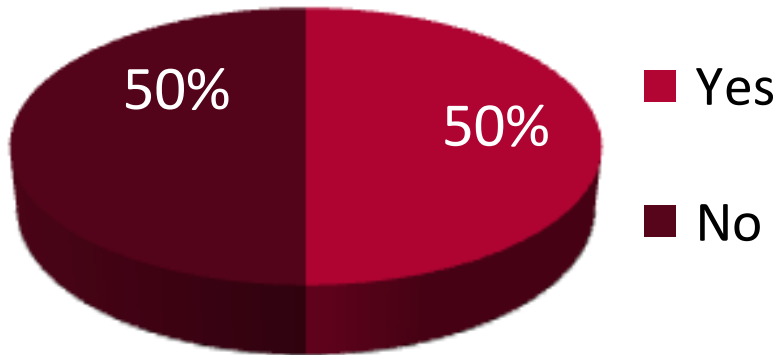
Secondary Coaching Position Type

Private Camps/Clinincs	2
Director of Coaching	0
Youth Coach	2
High School Assistant Coach	0
High School Head Coach	0



Non-Coaching Income

Non-Coaching Income



- **Non-Coaching Income**
 - Range: (\$25,001-\$50,000) – (\$50,001-\$75,000)
 - Average: \$35,001 - \$60,000

