



**National Soccer Coaches
Association of America**

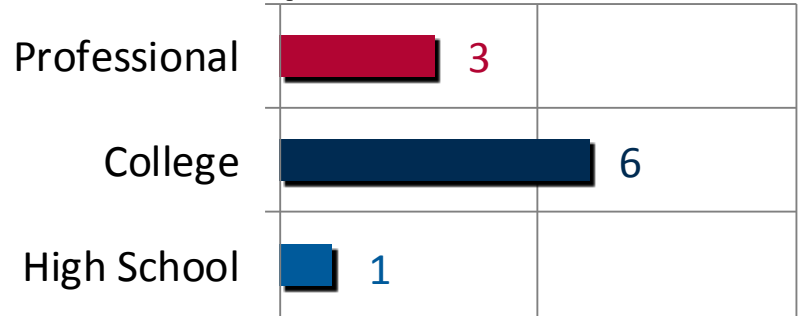
Compensation Survey 2013

NAIA Both Team Head Coaches


Education and Experience

- Total Coaches Responses: 10
 - Male: 9
 - Female: 1

Highest Level of Playing Experience

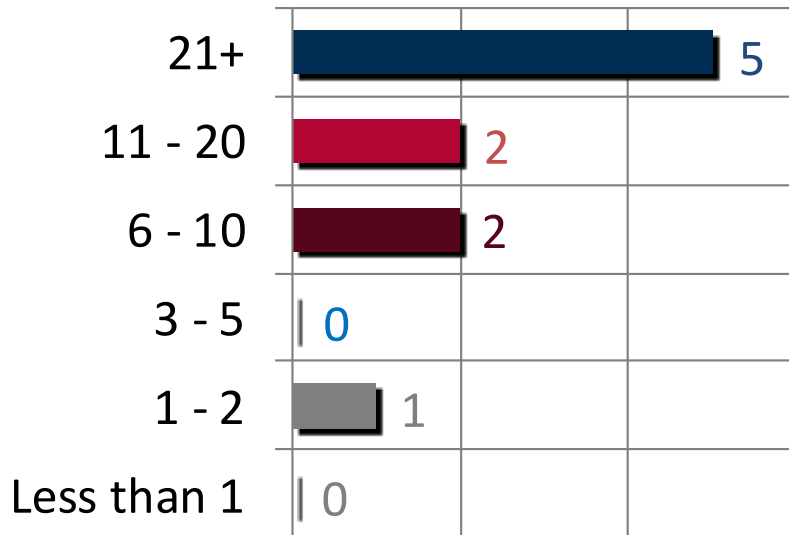


Highest Level of Education

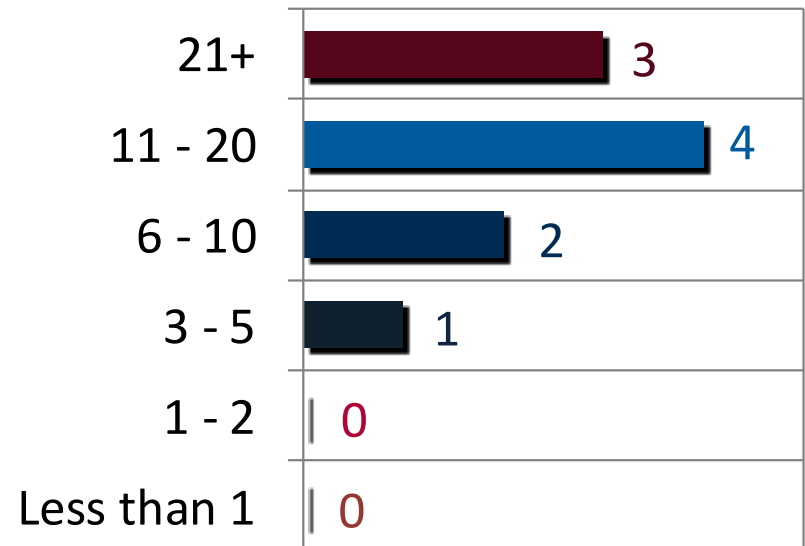


Years as a Soccer Coach

Years as Soccer Coach

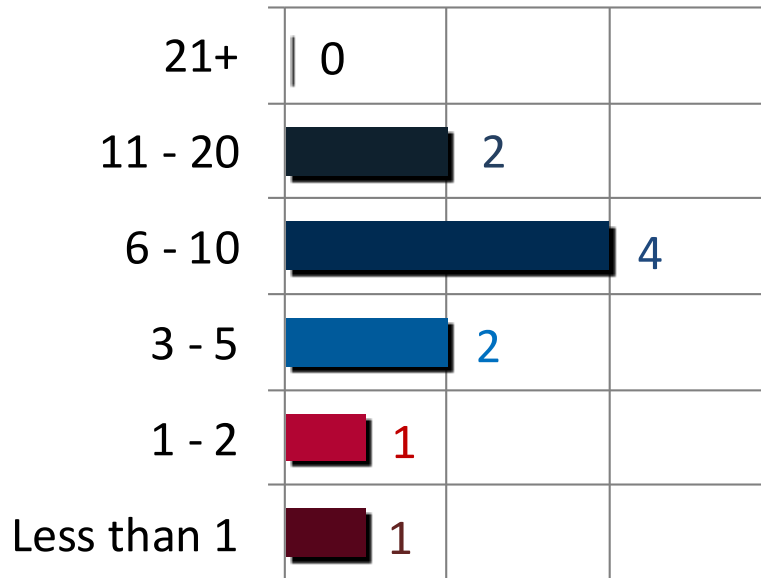


Years as a College Coach

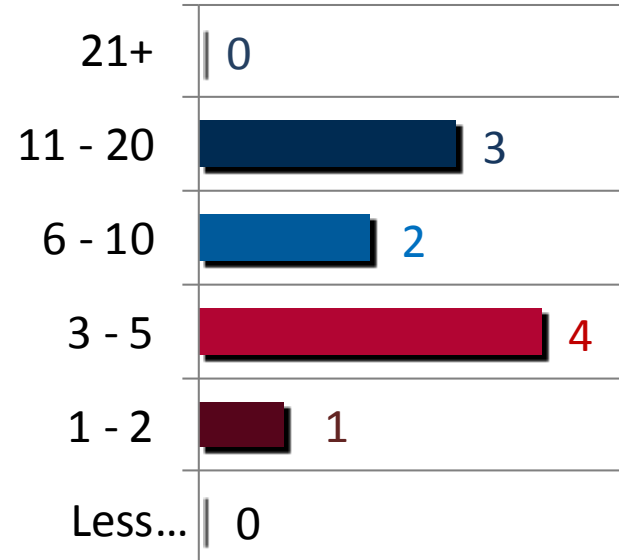


Years at Current School

Years at Current School

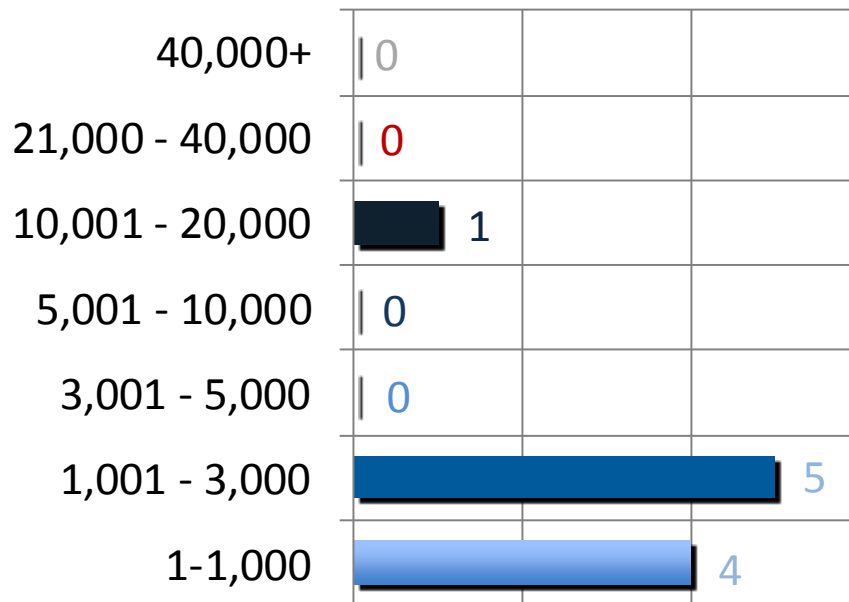


Years at Current Position at School

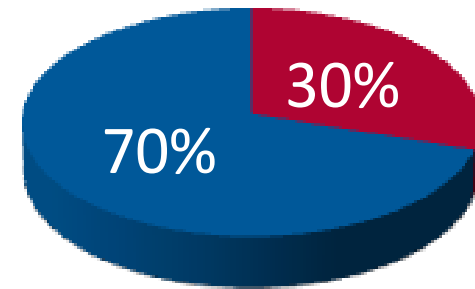


Schools

School Enrollment



Public or Private



Public
Private



Income

- **Base Salary**

- Range: (\$25,001-\$50,000) – (\$50,001-\$75,000)
- Average: \$33,334 - \$58,333

- **Max Bonus Potential**

- Range: \$0
- Average: \$0

- **Additional School Earnings (Camps/Clinics)**

- Range: \$0 –\$25,000+
- Average: \$3,778 - \$6,333

Coaching Primary Source of Income



- Yes
- No



Benefits and Expenses

	Benefits	
NSCAA Membership		6
Retirement		6
Health Insurance		7
Housing	0	
Meals	0	
Automobile	0	

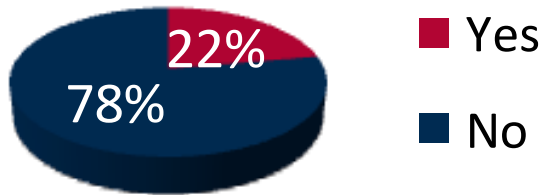
- **Non-Reimbursable Expenses**

- Range: \$0 - \$3,000
- Average: \$875



Secondary Coaching Position

Secondary Coaching Position



- **Secondary Coaching Income**

- Range: (\$1,001-\$5,000) – (\$10,001-\$25,000)
- Average: \$5,501 - \$15,000

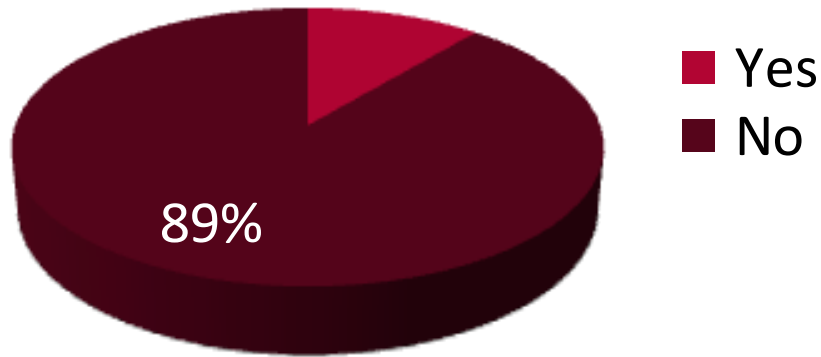
Secondary Coaching Position Type

Private Camps/Clinics	1
Director of Coaching	0
Youth Coach	1
High School Assistant Coach	0
High School Head Coach	0



Non-Coaching Income

Non-Coaching Income



- **Non-Coaching Income**
 - Range: \$1,001-\$5,000
 - Average: \$1,001 - \$5,000

