



**National Soccer Coaches
Association of America**

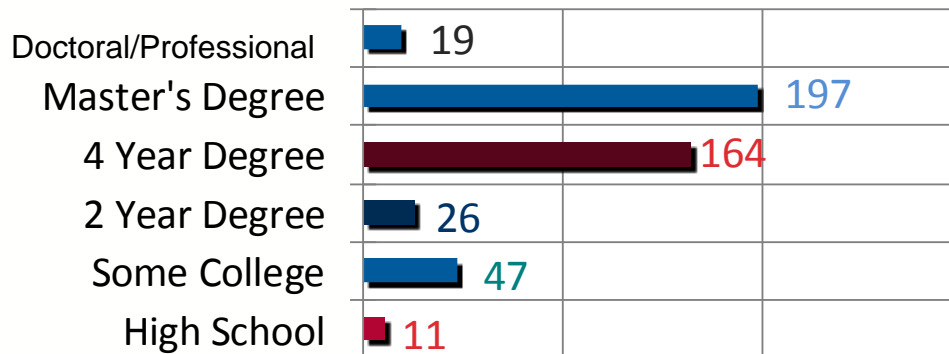
Compensation Survey 2013

High School Coaches - National

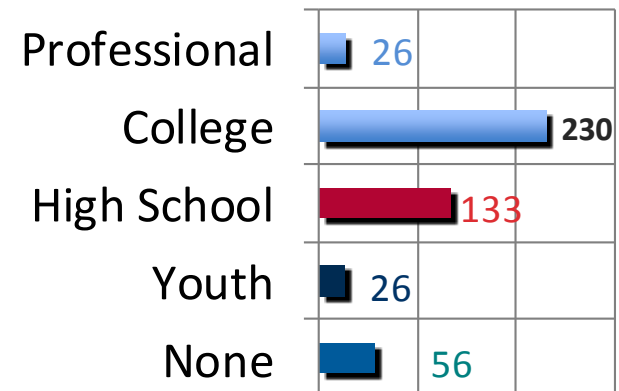
Education and Experience

- Total Coaches Responses: 471
 - Male: 437
 - Female: 34

Highest Level of Education

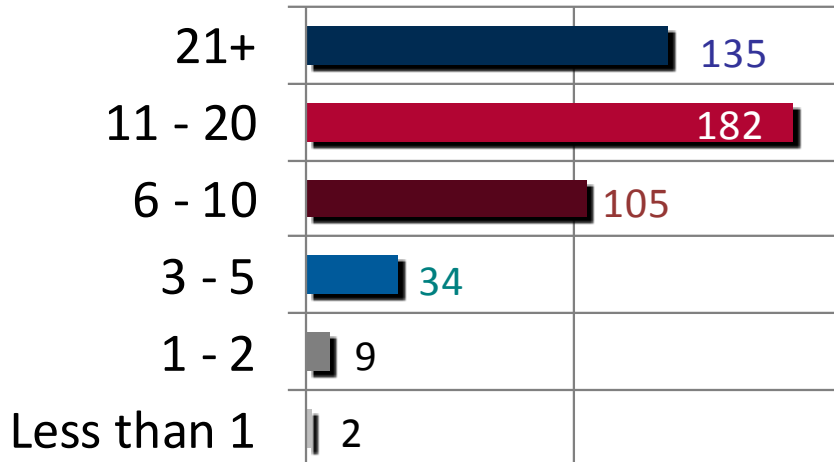


Highest Level of Playing Experience

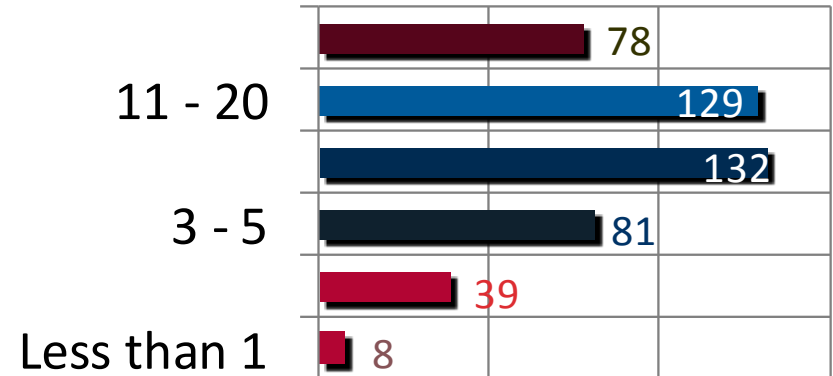


Years as a Soccer Coach

Years as Soccer Coach

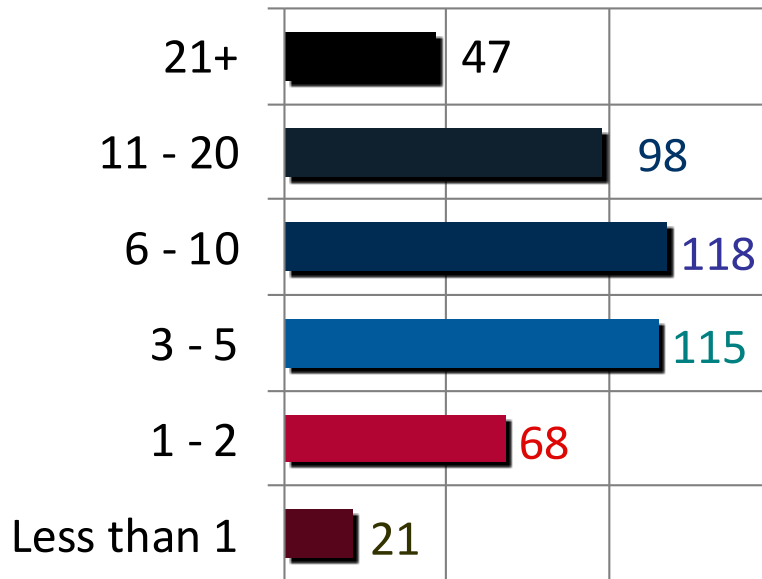


Years as a High School Coach

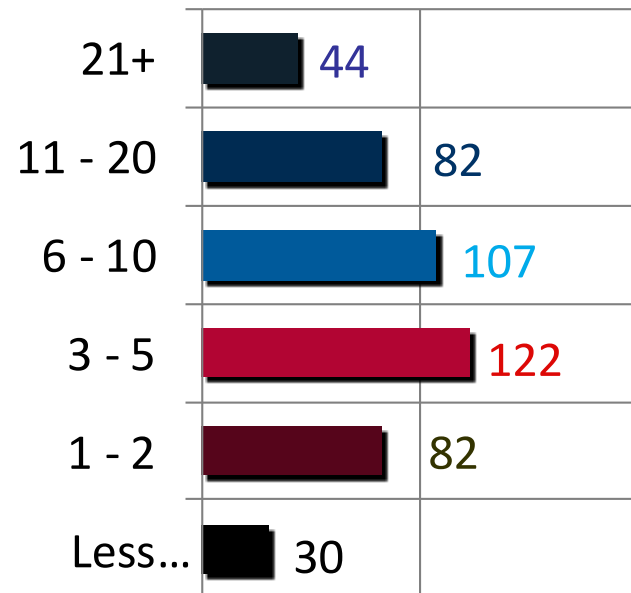


Years at Current School

Years at Current School








Years at Current Position

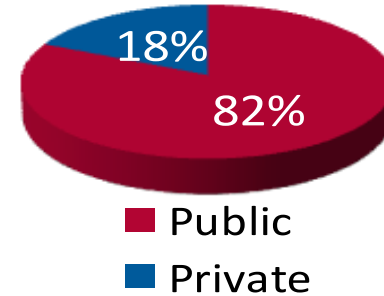


Schools




Current Position

Head Coach		385
Assistant Coach		34
JV Head Coach		33
Goalkeeper Coach		5
Other		11






Public or Private



Gender Coached

Both		98
Female		179
Male		190

School Enrollment

5,001+		4
2,501-5,000		38
1001-2,500		200
501-1,000		134
1-500		91



Income

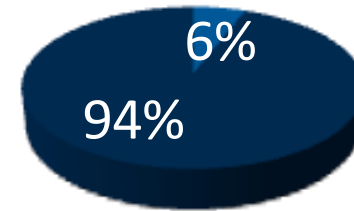
- **Base Salary**

- Range: (\$1-\$5,000) – (\$50,001-\$75,000)
- Average: \$2,582 - \$8,344

- **Additional School Earnings (Camps/Clinics)**

- Range: \$0 – \$25,001+
- Average: \$1,054 - \$2,570

Coaching Primary Source of Income

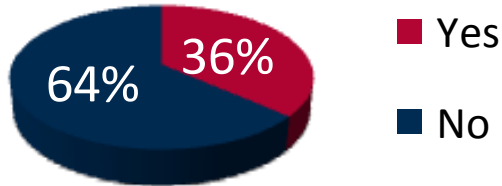


- Yes
- No



Secondary Coaching Position

Secondary Coaching Position



- ### Secondary Coaching Income

- Range: (\$1-\$1,000) – (\$25,001-\$50,000)
 - Average: \$3,024- \$8,065

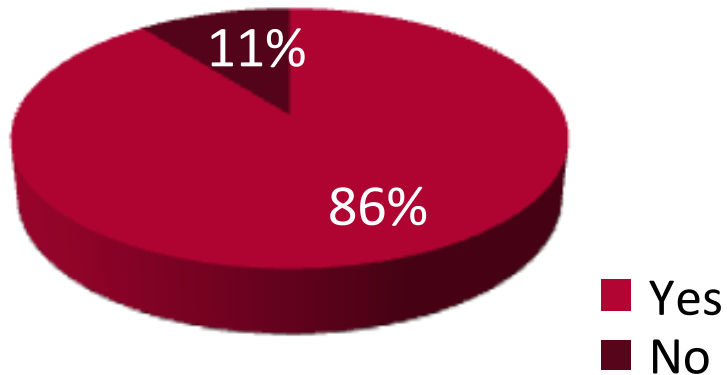
Secondary Position Type

Other	23
Private Camps/Clinincs	12
Director of Coaching	11
Youth Coach	84
High School Assistant	20
High School Head Coach	9
Assistant College Coach	6
Head College Coach	3



Non-Coaching Income

Non-Coaching Income



• Non-Coaching Income

- Range: (\$1-\$1,000) – \$100,000+
- Average: \$44,968 - \$65,812

